

DownloadCreate Chart 1. Are you a USF student?			
	<i>answered question</i>		17
	<i>skipped question</i>		0
		Response Percent	Response Count
Yes		100.0%	17
No		0.0%	0

DownloadCreate Chart 2. Have you heard of H1N1/swine flu?			
	<i>answered question</i>		17
	<i>skipped question</i>		0
		Response Percent	Response Count
Yes		100.0%	17
No		0.0%	0

DownloadCreate Chart 3. Have you heard of the H1N1/swine flu vaccine?			
	<i>answered question</i>		17
	<i>skipped question</i>		0

[DownloadCreate Chart](#)3. Have you heard of the H1N1/swine flu vaccine?

		Response Percent	Response Count
Yes		100.0%	17
No		0.0%	0

[DownloadCreate Chart](#)4. Have you contracted the H1N1/ swine flu virus?

		<i>answered question</i>	17
		<i>skipped question</i>	0
		Response Percent	Response Count
Yes		0.0%	0
No		94.1%	16
Not sure		5.9%	1

[DownloadCreate Chart](#)5. Have you received the H1N1/swine flu vaccine?

		<i>answered question</i>	17
		<i>skipped question</i>	0
		Response Percent	Response Count

[Download](#)[Create Chart](#)5. Have you received the H1N1/swine flu vaccine?

Yes		0.0%	0
No		100.0%	17

Show this Page Only

Page: Vaccine Likelihood

[Download](#)[Create Chart](#)1. How likely are you to get the H1N1 vaccine?

	<i>answered question</i>		17
	<i>skipped question</i>		0
		Response Percent	Response Count
Very likely		5.9%	1
Somewhat likely		23.5%	4
Somewhat unlikely		35.3%	6
Very unlikely		35.3%	6

Show this Page Only

Page: Birthday Month

[Download](#)[Create Chart](#)1. What month were you born?

	<i>answered question</i>		17
--	--------------------------	--	----

[Download](#)[Create Chart](#) 1. What month were you born?

		<i>skipped question</i>	0
		Response Percent	Response Count
January		0.0%	0
February		0.0%	0
March		0.0%	0
April		0.0%	0
May		0.0%	0
June		0.0%	0
July		0.0%	0
August		0.0%	0
September		0.0%	0
October		0.0%	0
November		0.0%	0
December		100.0%	17

Show this Page Only

1. Were you able to view this video?			
	<i>answered question</i>		0
	<i>skipped question</i>		17
		Response Percent	Response Count
Yes			0
No			0

Show this Page Only

Page: Video 2

1. Were you able to view this video?			
	<i>answered question</i>		0
	<i>skipped question</i>		17
		Response Percent	Response Count
Yes			0
No			0

Show this Page Only

Page: Video 3

1. Were you able to view this video?			
	<i>answered question</i>		0

1. Were you able to view this video?			
		<i>skipped question</i>	17
		Response Percent	Response Count
Yes		0.0%	0
No		0.0%	0

Show this Page Only

Page: Video 4

1. Were you able to view this video?			
		<i>answered question</i>	0
		<i>skipped question</i>	17
		Response Percent	Response Count
Yes		0.0%	0
No		0.0%	0

Show this Page Only

Page: Video 5

1. Were you able to view this video?			
		<i>answered question</i>	0
		<i>skipped question</i>	17

1. Were you able to view this video?			
		Response Percent	Response Count
Yes		0.0%	0
No		0.0%	0

Show this Page Only

Page: Video 6

1. Were you able to view this video?			
	<i>answered question</i>		0
	<i>skipped question</i>		17
		Response Percent	Response Count
Yes		0.0%	0
No		0.0%	0

Show this Page Only

Page: Video 7

1. Were you able to view this video?			
	<i>answered question</i>		0
	<i>skipped question</i>		17
		Response Percent	Response Count

1. Were you able to view this video?			
Yes		0.0%	0
No		0.0%	0

Show this Page Only

Page: Video 8

1. Were you able to view this video?			
	<i>answered question</i>		0
	<i>skipped question</i>		17
		Response Percent	Response Count
Yes		0.0%	0
No		0.0%	0

Show this Page Only

Page: Video 9

DownloadCreate Chart 1. Were you able to view this video?			
	<i>answered question</i>		17
	<i>skipped question</i>		0
		Response Percent	Response Count
Yes		100.0%	17


[Download](#)[Create Chart](#) 1. Were you able to view this video?


No		0.0%	0
----	--	------	---

Show this Page Only







Page: Knowledge of H1N1

[Download](#) 1. What was the message of the video you watched? What is your opinion of the effectiveness of this video in communicating a message about H1N1?


	<i>answered question</i>	13
	<i>skipped question</i>	4
		Response Count
	 Hide replies	13

10 responses per page 

<
1
>

- | | | | |
|----|--|----------------------------|--|
| 1. | I think the message of the video I watched was telling me that getting and living with the H1N1 virus is awful and should be avoided. By getting the H1N1 vaccination one can prevent the H1N1 virus from spreading. | Mon, Nov 30, 2009 12:24 PM | 
Find... |
| 2. | To go get vaccinated for H1N1. It played on people's need to be around friends and how H1N1 makes you contagious and friend's don't want to be around you. | Mon, Nov 30, 2009 12:22 PM | 
Find... |
| 3. | You will be a social outcast if you get the H1N1 flu. | Mon, Nov 30, 2009 12:21 PM | 
Find... |
| 4. | educating yourself on swine flu. Funny, somewhat effective... makes me want to get vaccinated so I am not treated like an outcast by society! | Mon, Nov 30, 2009 12:21 PM | 
Find... |
| 5. | Everyone should get the swine flu. The video was funny, and helped to inform those that have not had the vaccine to get it. | Mon, Nov 30, 2009 12:19 PM | 
Find... |
| 6. | Get the vaccine | Mon, Nov 30, 2009 12:18 PM | 
Find... |

[Download](#)[Create Chart](#) 2. Which of the following have you done to learn more about the H1N1 vaccine?
(Check all that apply)

friend about it			
Read a pamphlet		35.3%	6
 Show replies Other (please specify)		5.9%	1

[Download](#)[Create Chart](#) 3. To what extent do you agree or disagree with the following statements:

	<i>answered question</i>						17
	<i>skipped question</i>						0
	Strongly Agree	Somewhat Agree	Neutral	Somewhat Disagree	Strongly Disagree	Rating Average	Response Count
I feel very informed about the H1N1 flu.	17.6% (3)	41.2% (7)	29.4% (5)	11.8% (2)	0.0% (0)	3.65	17
I feel very informed about the benefits of the H1N1 vaccine.	23.5% (4)	11.8% (2)	52.9% (9)	5.9% (1)	5.9% (1)	3.41	17
I feel very	17.6% (3)	29.4% (5)	23.5% (4)	29.4% (5)	0.0% (0)	3.35	17

[Download](#)[Create Chart](#)3. To what extent do you agree or disagree with the following statements:

informed about the side effects of the H1N1 vaccine.							
I feel very informed about ways to prevent the H1N1 flu.	47.1% (8)	41.2% (7)	11.8% (2)	0.0% (0)	0.0% (0)	4.35	17

[Download](#)[Create Chart](#)4. Do you know where to go to receive the vaccine?

		<i>answered question</i>	17
		<i>skipped question</i>	0
		Response Percent	Response Count
Yes		88.2%	15
No		11.8%	2

[Download](#)[Create Chart](#)5. To what extent did this video increase your knowledge about H1N1 and the vaccine?

		<i>answered question</i>	17
		<i>skipped question</i>	0

[Download](#)[Create Chart](#)5. To what extent did this video increase your knowledge about H1N1 and the vaccine?

		Response Percent	Response Count
Very much		0.0%	0
Somewhat		58.8%	10
Not very much		17.6%	3
Not at all		23.5%	4

Show this Page Only

Page: Experience with H1N1

[Download](#)[Create Chart](#)1. Approximately how many times in the past five years have you had a seasonal flu shot?

	<i>answered question</i>	15	
	<i>skipped question</i>	2	
		Response Percent	Response Count
5 times		13.3%	2
3-4 times		26.7%	4
1-2 times		20.0%	3

[Download](#)[Create Chart](#)1. Approximately how many times in the past five years have you had a seasonal flu shot?

Never		40.0%	6
-------	--	-------	---

[Download](#)[Create Chart](#)2. Did you get a seasonal flu vaccine this year?

	<i>answered question</i>		16
	<i>skipped question</i>		1
		Response Percent	Response Count
Yes		18.8%	3
No		81.3%	13

[Download](#)[Create Chart](#)3. Has anyone in your immediate family received the H1N1 vaccine?

	<i>answered question</i>		16
	<i>skipped question</i>		1
		Response Percent	Response Count
Yes		12.5%	2
No		75.0%	12
Not sure		12.5%	2

[Download](#)[Create Chart](#)1. Please indicate your level of agreement or disagreement with the following statements.

	<i>answered question</i>						16
	<i>skipped question</i>						1
	Strongly Agree	Somewhat Agree	Neutral	Somewhat Disagree	Strongly Disagree	Rating Average	Response Count
I'm scared to get the vaccine for the H1N1 virus because of its potential side effects.	25.0% (4)	12.5% (2)	12.5% (2)	25.0% (4)	25.0% (4)	2.88	16
I feel the H1N1 vaccine is safe.	12.5% (2)	25.0% (4)	43.8% (7)	12.5% (2)	6.3% (1)	3.25	16
I think people are overreacting to H1N1.	12.5% (2)	31.3% (5)	31.3% (5)	25.0% (4)	0.0% (0)	3.31	16
I don't like to miss class or work because I am sick.	62.5% (10)	25.0% (4)	12.5% (2)	0.0% (0)	0.0% (0)	4.50	16
The vaccine is only for children, the elderly, and pregnant women.	6.3% (1)	12.5% (2)	6.3% (1)	75.0% (12)	0.0% (0)	2.50	16

Show this Page Only

[Download](#) [Create Chart](#) 1. Please indicate your level of agreement or disagreement with the following statements.

	<i>answered question</i>						16
	<i>skipped question</i>						1
	Strongly Agree	Somewhat Agree	Neutral	Somewhat Disagree	Strongly Disagree	Rating Average	Response Count
It takes too much time to get vaccinated.	6.3% (1)	12.5% (2)	25.0% (4)	25.0% (4)	31.3% (5)	2.38	16
I am worried about getting the H1N1 virus.	6.3% (1)	31.3% (5)	18.8% (3)	31.3% (5)	12.5% (2)	2.88	16
The media are doing a good job of informing people on the symptoms and prevention of H1N1.	12.5% (2)	31.3% (5)	37.5% (6)	12.5% (2)	6.3% (1)	3.31	16
Getting vaccinated is the best way to prevent getting the H1N1 virus.	25.0% (4)	37.5% (6)	18.8% (3)	18.8% (3)	0.0% (0)	3.69	16
The H1N1 vaccination should be mandatory for college	18.8% (3)	12.5% (2)	25.0% (4)	0.0% (0)	43.8% (7)	2.63	16

[Download](#)[Create Chart](#)1. Please indicate your level of agreement or disagreement with the following statements.

students.

[Download](#)[Create Chart](#)2. To what extent did this video change some of your attitudes about H1N1 and the vaccine?

answered question 16

skipped question 1

	Response Percent	Response Count
Very much	0.0%	0
Somewhat	31.3%	5
Not very much	31.3%	5
Not at all	37.5%	6

Show this Page Only

Page: Behavior related to H1N1

[Download](#)[Create Chart](#)1. Due to an increase in reported cases of H1N1, I... (leave blank if you don't do the behavior or don't intend to)

answered question 16

skipped question 1

Already do this behavior	Will do this behavior based on what I	Response
--------------------------	---------------------------------------	----------

[Download](#)[Create Chart](#)1. Due to an increase in reported cases of H1N1, I... (leave blank if you don't do the behavior or don't intend to)

		learned from the video	Count
Wash my hands more frequently	86.7% (13)	13.3% (2)	15
Sanitize my hands	93.8% (15)	6.3% (1)	16
Stopped sharing drinks and food with others	66.7% (8)	33.3% (4)	12
Take a daily vitamin	63.6% (7)	36.4% (4)	11
Try to avoid touching my nose, mouth and eyes	58.3% (7)	41.7% (5)	12
Wear a mask in public places	40.0% (2)	60.0% (3)	5
Stay away from sick people	85.7% (12)	14.3% (2)	14
Cough or sneeze into my arm	100.0% (16)	0.0% (0)	16

[Download](#)[Create Chart](#)1. Due to an increase in reported cases of H1N1, I... (leave blank if you don't do the behavior or don't intend to)

instead of
my hand

[Download](#)[Create Chart](#)2. How likely are you to get the H1N1 vaccine?

answered question 16

skipped question 1

	Response Percent	Response Count
Very likely	0.0%	0
Somewhat likely	25.0%	4
Somewhat unlikely	43.8%	7
Very unlikely	31.3%	5

[Download](#)[Create Chart](#)3. Did this video change your likelihood of getting the H1N1 vaccine?

answered question 16

skipped question 1

	Very Much	Somewhat	Not Very Much	Not At All	Rating Average	Response Count

[Download](#)[Create Chart](#)3. Did this video change your likelihood of getting the H1N1 vaccine?

Choices:	0.0% (0)	12.5% (2)	37.5% (6)	50.0% (8)	1.63	16
----------	----------	-----------	-----------	------------------	------	----

Show this Page Only

Page: Reasons to Receive Vaccine

[Download](#)[Create Chart](#)1. What are some reasons that are motivating you to get the H1N1 vaccine? (Check all that apply)

	<i>answered question</i>		4
	<i>skipped question</i>		13
		Response Percent	Response Count
To protect myself from getting H1N1.		100.0%	4
To protect others from catching H1N1 from me.		75.0%	3
My doctor recommended it.		25.0%	1
My parents recommended it.		50.0%	2
I always get flu vaccines.		25.0%	1
My friends are getting		0.0%	0

[Download](#)[Create Chart](#) 1. What are some reasons that are motivating you to get the H1N1 vaccine? (Check all that apply)

vaccinated.			
Other (please specify)		0.0%	0


Show this Page Only

Page: Reasons not to get vaccine

[Download](#)[Create Chart](#) 1. What are some reasons that would prevent you from getting the H1N1 vaccine? (Check all that apply)

	<i>answered question</i>	12
	<i>skipped question</i>	5
	Response Percent	Response Count
Availability	16.7%	2
Cost	16.7%	2
Afraid of side effects	50.0%	6
Opinion of others	8.3%	1
Not worried about the flu	33.3%	4
Not convenient to get	33.3%	4

[Download](#)[Create Chart](#) 1. What are some reasons that would prevent you from getting the H1N1 vaccine?
(Check all that apply)

vaccine			
 Show replies Other (please specify)		33.3%	4

Show this Page Only

Page: Communication


[Download](#)[Create Chart](#) 1. Please indicate to what extent you agree or disagree with the following statements:


	<i>answered question</i>						16
	<i>skipped question</i>						1
	Strongly agree	Somewhat agree	Neutral	Somewhat disagree	Strongly disagree	Rating Average	Response Count
USF has appropriately informed students about the risk of H1N1.	31.3% (5)	25.0% (4)	37.5% (6)	6.3% (1)	0.0% (0)	3.81	16
USF has appropriately informed students about how to prevent the spread of H1N1.	37.5% (6)	50.0% (8)	12.5% (2)	0.0% (0)	0.0% (0)	4.25	16
USF has appropriately informed students about the need to get the H1N1	12.5% (2)	25.0% (4)	31.3% (5)	31.3% (5)	0.0% (0)	3.19	16

[Download](#)[Create Chart](#)1. Please indicate to what extent you agree or disagree with the following statements:






vaccine.							
USF has appropriately informed students about when and where they can get the H1N1 vaccine.	18.8% (3)	12.5% (2)	31.3% (5)	37.5% (6)	0.0% (0)	3.13	16

[Download](#)2. What could USF do to increase the likelihood that students will get the vaccine?






<i>answered question</i>		11
<i>skipped question</i>		6
		Response Count
 Hide replies		11

10 responses per page 

<
1
>

- | | | | |
|----|---|----------------------------|---|
| 1. | Have it available for free and let students know when and where to receive the vaccine. | Mon, Nov 30, 2009 12:30 PM |  Find... |
| 2. | Allow students who do receive the flu an adequate amount of time to make up schoolwork. I got penalized for getting sick and missed graduation because of 1 class!!!!!! | Mon, Nov 30, 2009 12:27 PM |  Find... |
| 3. | hand out flyers with direct information about dates, locations, and prices | Mon, Nov 30, 2009 12:25 PM |  Find... |
| 4. | Make it more cost efficient. | Mon, Nov 30, 2009 12:24 PM |  Find... |
| 5. | Offer the vaccine on campus | Mon, Nov 30 |  |

[Download](#) **2. What could USF do to increase the likelihood that students will get the vaccine?**

		2009 12:21 PM	Find...
6.	Email students more often about it	Mon, Nov 30, 2009 10:12 AM	 Find...
7.	pay for it	Sun, Nov 29, 2009 10:27 PM	 Find...
8.	Make it mandatory for income freshman students and students living on-campus.	Sun, Nov 29, 2009 9:37 PM	 Find...
9.	make it mandatory and FREE!	Sun, Nov 29, 2009 8:21 AM	 Find...
10.	make sure that students know that they can get the vaccine on campus, how much it costs, and what you need to take with you to get it etc...	Thu, Nov 26, 2009 7:24 PM	 Find...

Show this Page Only

Page: Demographics

[Download](#) [Create Chart](#) **1. What is your sex?**

	<i>answered question</i>		16
	<i>skipped question</i>		1
		Response Percent	Response Count
Male		25.0%	4
Female		75.0%	12

[Download](#) [Create Chart](#) **2. What year are you in school?**

	<i>answered question</i>		16
	<i>skipped question</i>		1

[Download](#)[Create Chart](#)2. What year are you in school?

		Response Percent	Response Count
Freshman		0.0%	0
Sophomore		12.5%	2
Junior		12.5%	2
Senior		75.0%	12
Grad Student		0.0%	0

[Download](#)[Create Chart](#)3. What is your age?

	<i>answered question</i>		15
	<i>skipped question</i>		2
		Response Percent	Response Count
17 or younger		0.0%	0
18-19		13.3%	2
20-21		20.0%	3
22-23		60.0%	9

[Download](#)[Create Chart](#)3. What is your age?

24 or older

6.7%

1

[Download](#)[Create Chart](#)4. What is your race? (Check all that apply)

answered question

16

skipped question

1

Response
Percent

Response
Count

**Caucasian,
non-Hispanic**

81.3%

13

Hispanic/Latino

6.3%

1

African
American

12.5%

2

Asian/Pacific
Islander

0.0%

0

Native
American

0.0%

0

Other (please
specify)

0.0%


0

[Download](#)[Create Chart](#)5. What is your religious affiliation?

answered question

16

[Download](#)[Create Chart](#) 5. What is your religious affiliation?

		<i>skipped question</i>		1
		Response Percent	Response Count	
Protestant Christian		25.0%	4	
Roman Catholic		12.5%	2	
Evangelical Christian		12.5%	2	
Jewish		0.0%	0	
Muslim		0.0%	0	
Hindu		0.0%	0	
Buddhist		0.0%	0	
Non-believer		12.5%	2	
 Show replies Other (please specify)		37.5%	6	

[Download](#) 6. If you would like to be entered into the drawing for a \$25 gift card, please provide your name and email address below.

		<i>answered question</i>		11
--	--	--------------------------	--	----

[Download](#)6. If you would like to be entered into the drawing for a \$25 gift card, please provide your name and email address below.

		<i>skipped question</i>	6
		Response Percent	Response Count
 Show replies	Name	100.0%	11
 Show replies	Email	100.0%	11

Show this Page Only

Page: Thank You

[Download](#)[Create Chart](#)1. Please indicate which student sent you this survey.

		<i>answered question</i>	16
		<i>skipped question</i>	1